

LAMPIRAN
LAPORAN TAHUNAN KPK
2019



**UNIT
LAYANAN
PENGADAAN**

REALISASI PENGADAAN KPK TAHUN 2019

No	DEPUTI	PPK	Jumlah Paket	HPS ALL (Rp)	Nilai Kontrak ALL (Rp)	Nilai Penghematan (Rp)
1	SEKJEN	PPK Biro SDM	9	53,133,826,393.00	44,900,198,700.00	8,233,627,693.00
2	SEKJEN	PPK Biro Umum	122	47,297,971,770.90	42,288,032,219.84	5,009,939,551.06
3	SEKJEN	PPK Biro Humas	33	3,379,895,204.60	2,837,322,550.00	542,572,654.60
4	SEKJEN	PPK Biro Hukum	1	39,930,000.00	37,693,920.00	2,236,080.00
5	SEKJEN	PPK Biro Renkeu	1	35,000,000.00	34,850,750.00	149,250.00
6	SEKJEN	PPK Set Pim	0	0	0	0
7	INDA	PPK INDA-Monitor	13	2,027,394,051.00	1,832,339,865.00	195,054,186.00
8	INDA	PPK INDA-Pinda	97	84,966,934,982.33	74,773,650,514.95	10,193,284,467.38
9	INDA	PPK INDA-PJKAKI	14	814,202,650.00	750,283,170.00	63,919,480.00
10	INDA	PPK INDA-Setinda	0	0	0	0
11	PENCEGAHAN	PPK Dit Litbang	2	569,750,000.00	554,110,000.00	15,640,000.00
12	PENCEGAHAN	PPK Dit. Gratifikasi	8	1,730,558,179.00	1,362,227,320.00	368,330,859.00
13	PENCEGAHAN	PPK Dit. PP LHKPN	6	1,361,144,840.00	1,157,472,838.00	203,672,002.00
14	PENCEGAHAN	PPK Dit. Dikyanmas	30	6,498,876,842.00	5,575,043,903.00	923,832,939.00
15	PENCEGAHAN	PPK Set Pencegahan	1	149,600,000.00	143,000,000.00	6,600,000.00
16	PENCEGAHAN	PPK Koorsup Pencegahan	20	5,160,832,000.00	4,090,384,500.00	1,070,447,500.00
17	PENCEGAHAN	PPK ACLC	14	3,778,654,750.00	3,430,331,405.00	348,323,345.00
18	PIPM	PPK PIPM - Dumas	1	56,569,580.00	53,400,000.00	3,169,580.00
19	PIPM	PPK PIPM - PI	1	23,320,000.00	20,911,000.00	2,409,000.00
20	PIPM	PPK PIPM - Set PIPM	0	0	0	0
21	PENINDAKAN	PPK PENINDAKAN-Korsupdak	5	1,233,577,000.00	992,254,000.00	241,323,000.00
22	PENINDAKAN	PPK PENINDAKAN-Labuksi	1	200,500,000.00	199,810,000.00	690,000.00
23	PENINDAKAN	PPK PENINDAKAN-Penuntutan	0	0	0	0
24	PENINDAKAN	PPK PENINDAKAN-Penyelidikan	0	0	0	0
25	PENINDAKAN	PPK PENINDAKAN-Penyidikan	0	0	0	0
26	PENINDAKAN	PPK PENINDAKAN-Setindak	0	0	0	0
			379	212,458,538,242.83	185,033,316,655.79	27,425,221,587.04

REKAPITULASI

Kedepatian	Nilai Paket di SIRUP	HPS	Realisasi	%
SEKJEN	237,565,629,374.00	103,886,623,368.50	90,098,098,139.84	37.93%
INDA	176,386,620,719.00	87,808,531,683.33	77,356,273,549.95	43.86%
PENCEGAHAN	23,590,413,685.00	19,249,416,611.00	16,312,569,966.00	69.15%
PIPM	429,437,950.00	79,889,580.00	74,311,000.00	17.30%
PENINDAKAN	1,682,040,000.00	1,434,077,000.00	1,192,064,000.00	0.00%

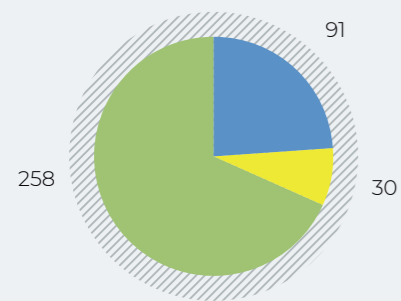
BERDASARKAN METODE PEMILIHAN

Metode Pemilihan	Jumlah Kontrak	Nilai Kontrak	%
LPSE	91	121,724,898,903.84	65.79%
E-Katalog	30	4,678,481,575.00	2.53%
Bukan LPSE (TL, PL, KC)	258	58,629,936,176.95	31.69%
TOTAL	379	185,033,316,655.79	100.00%

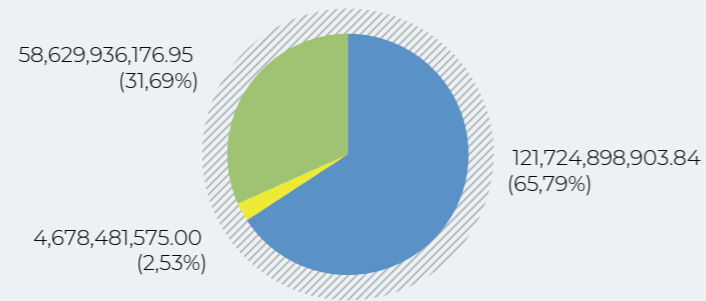
BERDASARKAN JENIS BELANJA

Jenis Belanja	Nilai Kontrak	%
Belanja Modal	31,589,026,995.08	17.07%
Belanja Barang	153,444,289,660.71	82.93%
TOTAL	185,033,316,655.79	100.00%

Metode Pemilihan (Jumlah Kontrak)



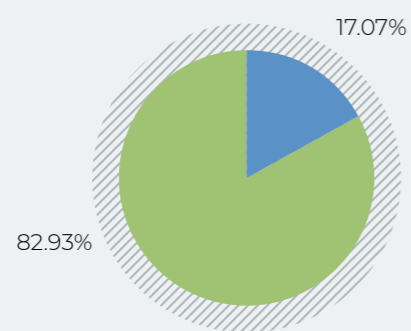
Metode Pemilihan (Nilai Kontrak)



● LPSE ● E-Katalog ● Bukan LPSE (TL, PL, KC)

● LPSE ● E-Katalog ● Bukan LPSE (TL, PL, KC)

Jenis Belanja



● Belanja Modal ● Belanja Barang

TABEL REALISASI PER - PPK

PPK	PAGU di SIRUP	HPS	REALISASI thd PAGU	%
PPK Biro SDM	163,608,732,000	53,133,826,393	44,900,198,700.00	27.44%
PPK Biro Umum	70,184,992,102	47,297,971,771	42,288,032,219.84	60.25%
PPK Biro Humas	3,120,264,272	3,379,895,205	2,837,322,550.00	90.93%
PPK Biro Hukum	594,491,000	39,930,000	37,693,920.00	6.34%
PPK Biro Renkeu	57,150,000	35,000,000	34,850,750.00	60.98%
PPK Set Pim	-	-	-	0.00%
PPK INDA-Monitor	3,196,719,618	2,027,394,051	1,832,339,865.00	57.32%
PPK INDA-Pinda	169,937,007,101	84,966,934,982	74,773,650,514.95	44.00%
PPK INDA-PJKAKI	3,252,894,000	814,202,650	750,283,170.00	23.07%
PPK INDA-Setinda	-	-	-	0.00%
PPK Dit Litbang	590,259,000	569,750,000	554,110,000.00	93.88%
PPK Dit. Gratifikasi	2,313,161,700	1,730,558,179	1,362,227,320.00	58.89%
PPK Dit. PP LHKPN	1,731,699,960	1,361,144,840	1,157,472,838.00	66.84%
PPK Dit. Dikyanmas	7,174,308,200	6,498,876,842	5,575,043,903.00	77.71%
PPK Set Pencegahan	-	149,600,000	143,000,000.00	0.00%
PPK Koorsup Pencegahan	4,488,804,000	5,160,832,000	4,090,384,500.00	91.12%
PPK ACLC	7,292,180,825	3,778,654,750	3,430,331,405.00	47.04%
PPK PIPM - Dumas	58,942,950	56,569,580	53,400,000.00	90.60%
PPK PIPM - PI	356,537,000	23,320,000	20,911,000.00	5.87%
PPK PIPM - Set PIPM	13,958,000	-	-	0.00%
PPK PENINDAKAN-Korsupdak	1,247,680,000	1,233,577,000	992,254,000.00	79.53%
PPK PENINDAKAN-Labuksi	287,280,000	200,500,000	199,810,000.00	69.55%
PPK PENINDAKAN-Penuntutan	-	-	-	0.00%
PPK PENINDAKAN-Penyelidikan	15,000,000	-	-	0.00%
PPK PENINDAKAN-Penyidikan	12,080,000	-	-	0.00%
PPK PENINDAKAN-Setindak	120,000,000	-	-	0.00%