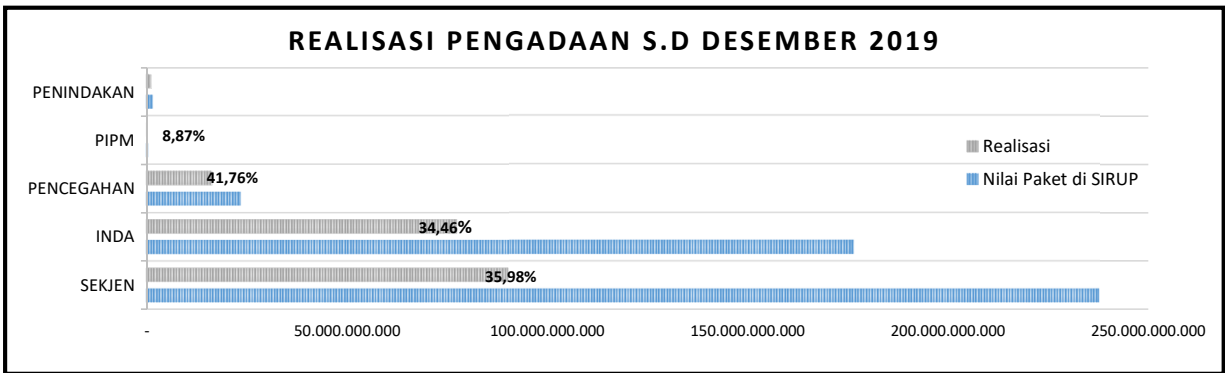


LAMPIRAN 1

**RUP dan Realisasi Pengadaan KPK
per 31 Desember 2019**

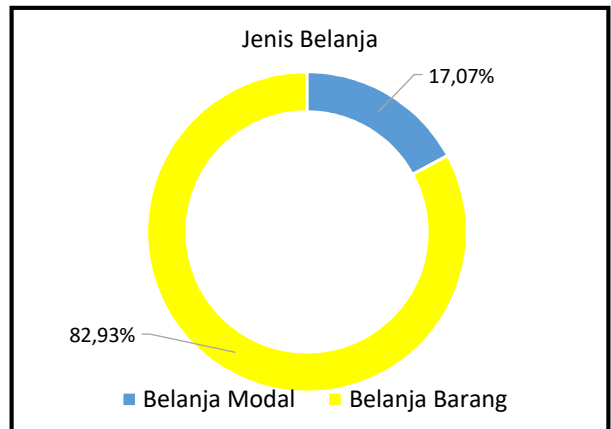
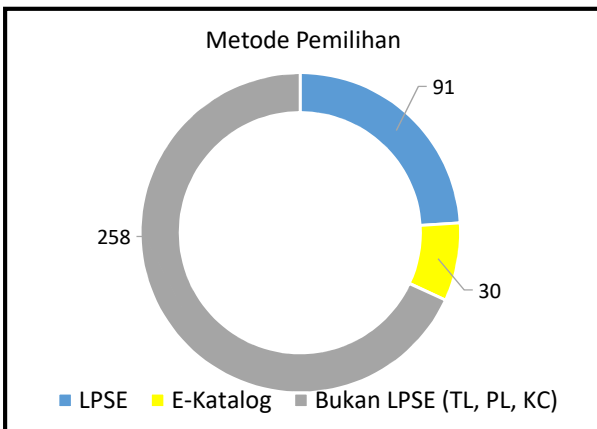
Total Paket Penyedia (SiRUP)	Total Nilai Paket Penyedia (SiRUP)	Total Nilai Realisasi (Pengadaan)	Persentase
522	Rp 439.654.141.728,00	Rp 185.033.316.655,79	42,09%

Kedeputian	Nilai Paket di SiRUP	HPS	Realisasi	%
SEKJEN	237.565.629.374,00	103.886.623.368,50	90.098.098.139,84	37,93%
INDA	176.386.620.719,00	87.808.531.683,33	77.356.273.549,95	43,86%
PENCEGAHAN	23.590.413.685,00	19.249.416.611,00	16.312.569.966,00	69,15%
PIPM	429.437.950,00	79.889.580,00	74.311.000,00	17,30%
PENINDAKAN	1.682.040.000,00	1.434.077.000,00	1.192.064.000,00	0,00%



Metode Pemilihan	Jumlah Kontrak	Nilai Kontrak	%
LPSE	91	121.724.898.903,84	65,79%
E-Katalog	30	4.678.481.575,00	2,53%
Bukan LPSE (TL, PL, KC)	258	58.629.936.176,95	31,69%
TOTAL	379	185.033.316.655,79	100,00%

Jenis Belanja	Nilai Kontrak	%
Belanja Modal	31.589.026.995,08	17,07%
Belanja Barang	153.444.289.660,71	82,93%
TOTAL	185.033.316.655,79	100,00%



LAMPIRAN 2**Realisasi Pengadaan Per-PPK terhadap RUP
per 31 Desember 2019****TABEL REALISASI PER - PPK**

PPK	PAGU di SIRUP	HPS	REALISASI thd PAGU	%
PPK Biro SDM	163.608.732.000	53.133.826.393	44.900.198.700,00	27,44%
PPK Biro Umum	70.184.992.102	47.297.971.771	42.288.032.219,84	60,25%
PPK Biro Humas	3.120.264.272	3.379.895.205	2.837.322.550,00	90,93%
PPK Biro Hukum	594.491.000	39.930.000	37.693.920,00	6,34%
PPK Biro Renkeu	57.150.000	35.000.000	34.850.750,00	60,98%
PPK Set Pim	-	-	-	0,00%
PPK INDA-Monitor	3.196.719.618	2.027.394.051	1.832.339.865,00	57,32%
PPK INDA-Pinda	169.937.007.101	84.966.934.982	74.773.650.514,95	44,00%
PPK INDA-PJKAKI	3.252.894.000	814.202.650	750.283.170,00	23,07%
PPK INDA-Setinda	-	-	-	0,00%
PPK Dit Litbang	590.259.000	569.750.000	554.110.000,00	93,88%
PPK Dit. Gratifikasi	2.313.161.700	1.730.558.179	1.362.227.320,00	58,89%
PPK Dit. PP LHKPN	1.731.699.960	1.361.144.840	1.157.472.838,00	66,84%
PPK Dit. Dikyanmas	7.174.308.200	6.498.876.842	5.575.043.903,00	77,71%
PPK Set Pencegahan	-	149.600.000	143.000.000,00	0,00%
PPK Koorsup	4.488.804.000	5.160.832.000	4.090.384.500,00	91,12%
Pencegahan				
PPK ACLC	7.292.180.825	3.778.654.750	3.430.331.405,00	47,04%
PPK PIPM - Dumas	58.942.950	56.569.580	53.400.000,00	90,60%
PPK PIPM - PI	356.537.000	23.320.000	20.911.000,00	5,87%
PPK PIPM - Set PIPM	13.958.000	-	-	0,00%
PPK PENINDAKAN-Korsupdak	1.247.680.000	1.233.577.000	992.254.000,00	79,53%
PPK PENINDAKAN-Labuksi	287.280.000	200.500.000	199.810.000,00	69,55%
PPK PENINDAKAN-Penuntutan	-	-	-	0,00%
PPK PENINDAKAN-Penyelidikan	15.000.000	-	-	0,00%
PPK PENINDAKAN-Penyidikan	12.080.000	-	-	0,00%
PPK PENINDAKAN-Setindak	120.000.000	-	-	0,00%